

FJM-WTO Oscillating Fog/Jet Monitor

Description

- A range of manually operated fog/jet, water, and foam monitors with exceptional flow characteristics that optimise throw range.
- Exceptional delivery of water or foam as a jet or as a spray pattern.
- FJM-80 WTO, FJM-100 WTO, and FJM-150 WTO units are self-oscillating with internal water driven turbines.
- A unique design and stainless steel construction add to the relatively low weight of this unit.

Application

FJM-WTO units are designed for fixed mounting for effective application of the wide flow range optimised jet range and spray patterns. The loose flange allows for easy mounting and adjustment for oscillating area sweep.

S Models

The S model comes complete with built-in foam induction.

Features

- Wide flow range
- Adjustable flow
- Compact and balanced design
- Low weight
- Easily manoeuvred due to low friction bearings
- Long throw length
- Adjustable stream pattern
- Corrosion resistant construction of stainless steel and bronze assembly
- Manual override
- Slip on inlet connection flange for direction adjustment
- ATEX compliant operation for Zones 1 and 2

Connections

Foam/water inlet: flanged according to DIN PN 16, or ANSI 150 lb

Optional Components

- Built-in inductor optional on all models (S version)
- Suction hose and valve



Listings and Approvals

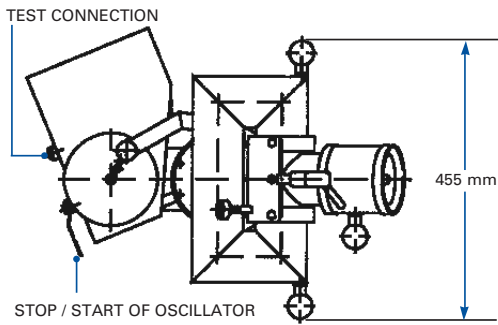
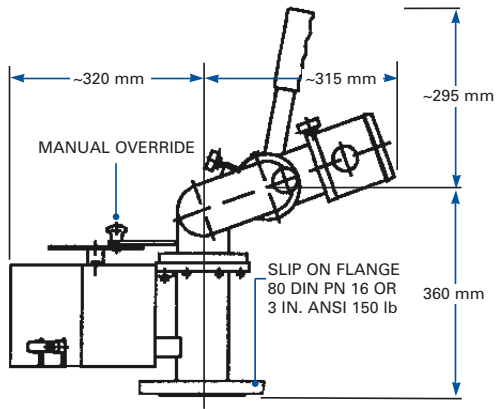
- Det Norske Veritas DNV
- Bureau Veritas (BV)
- KFSD (Kuwait); FJM-80 WTO
- Russian Maritime Register of Shipping (RMRS)

Ordering Information

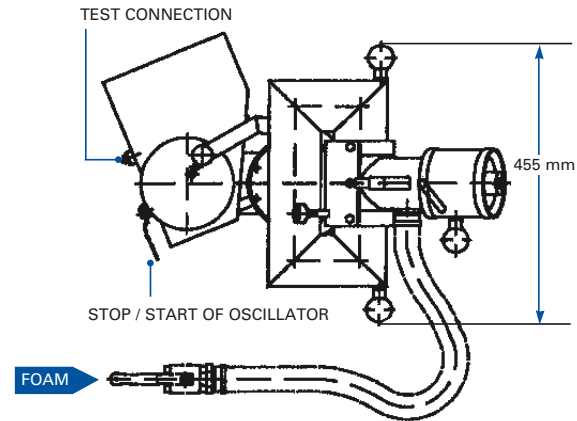
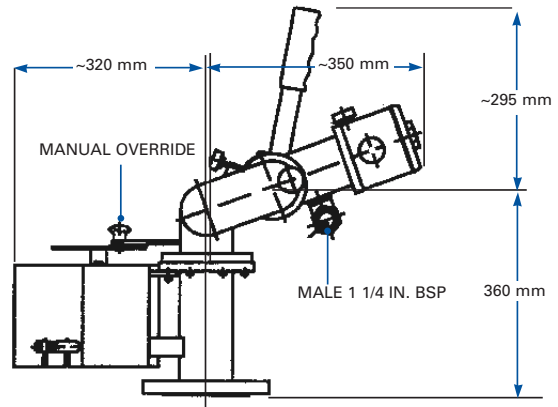
When ordering, specify the following information:

- Part number
- Type
- Flange type
- Capacity: flow and pressure (optional)
- Foam induction (S-version)

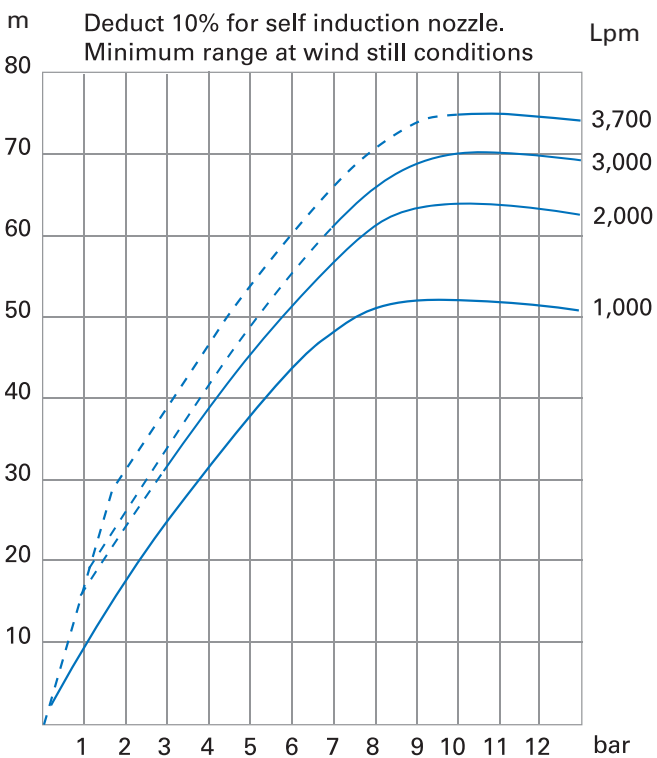
FJM-80 WTO



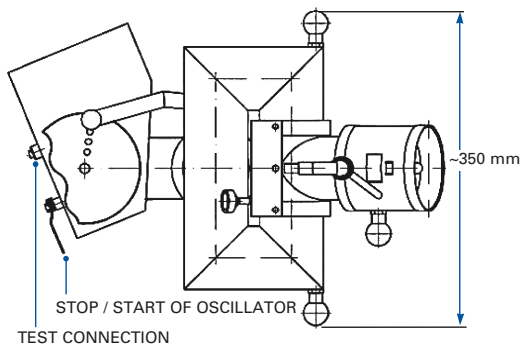
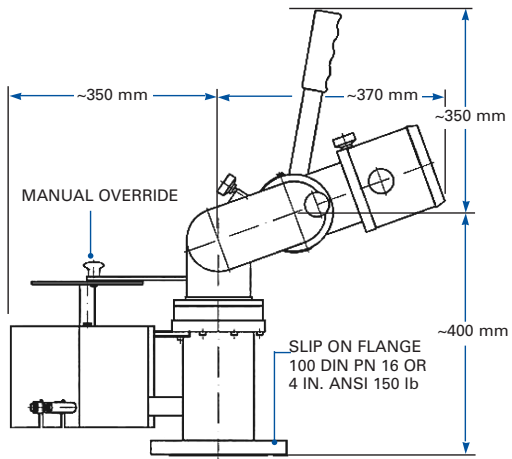
FJM-80 WTO S



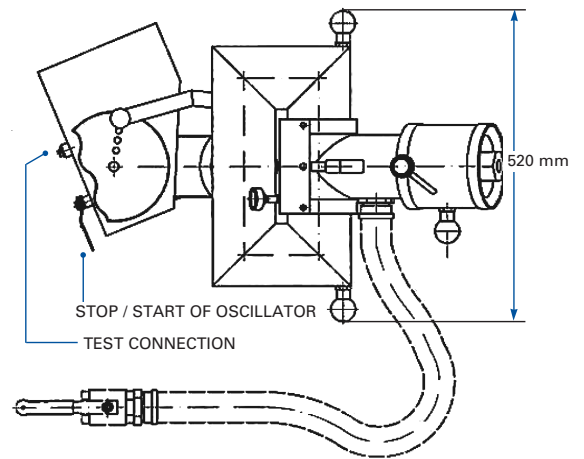
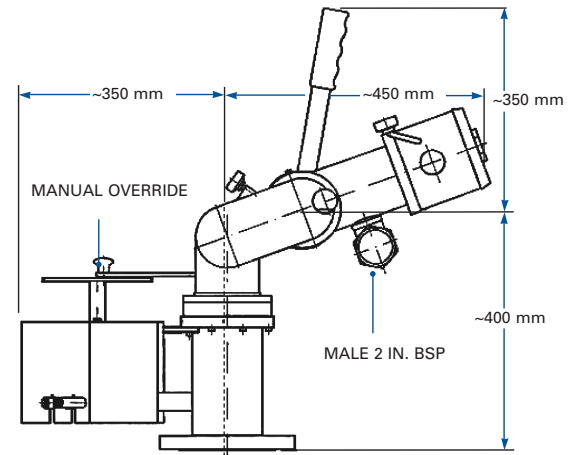
FJM-80 Monitor - Range of Jet



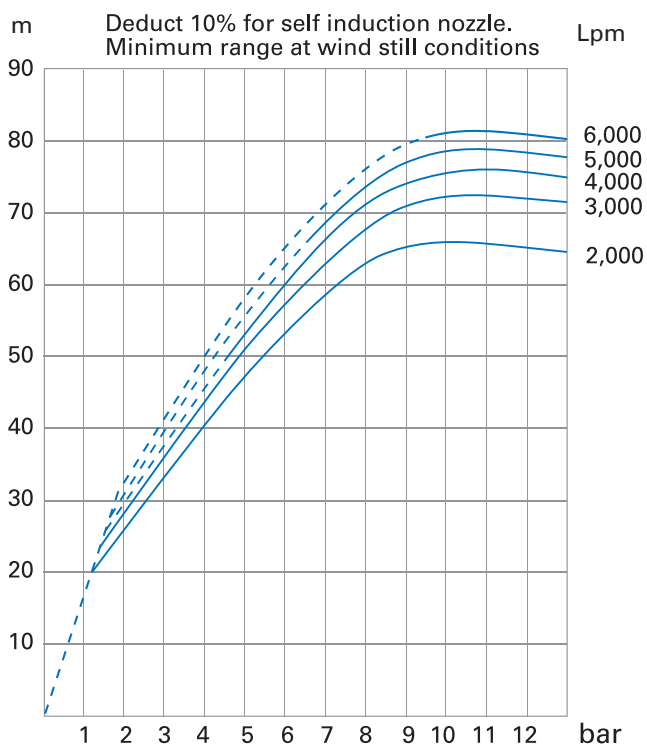
FJM-100 WTO



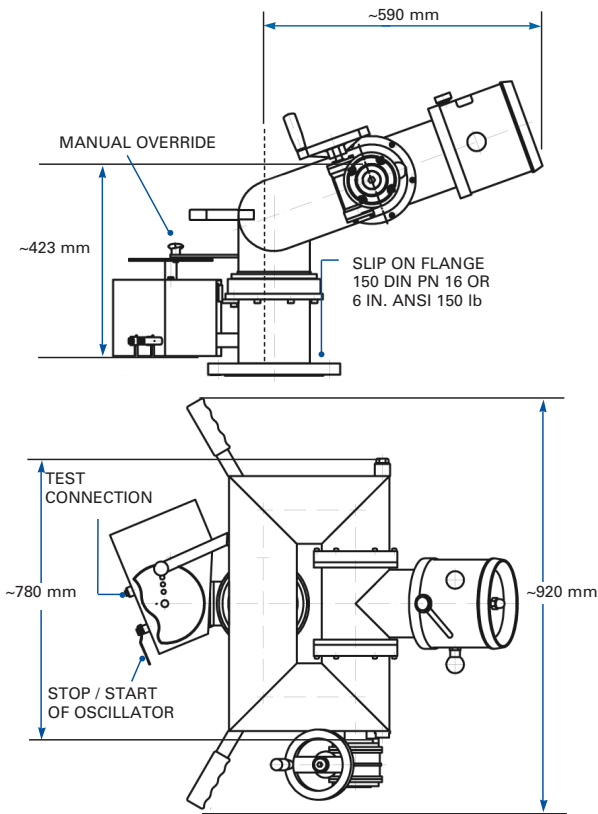
FJM-100 WTO S



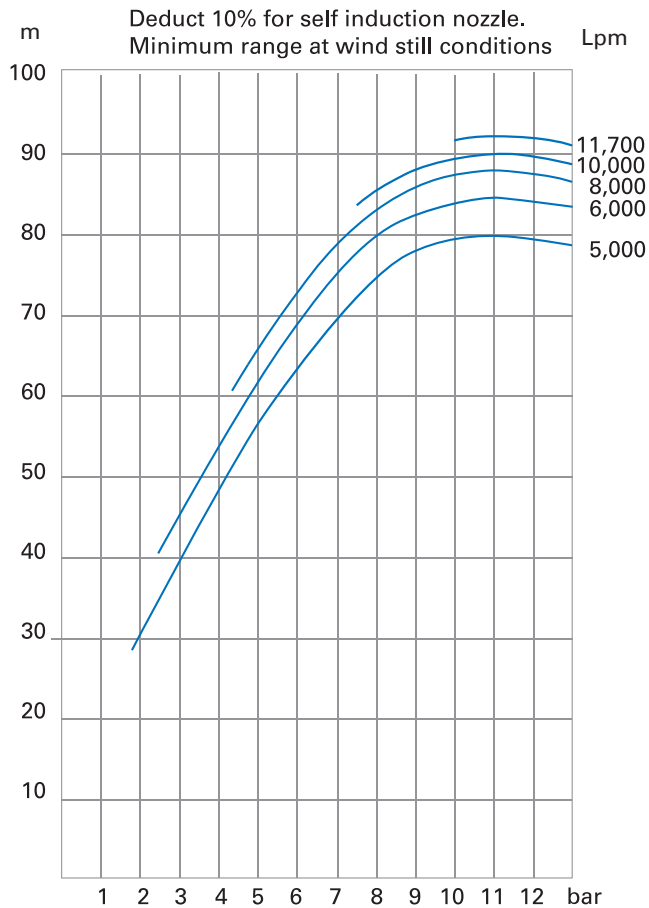
FJM-100 Monitor - Range of Jet



FJM-150 WTO

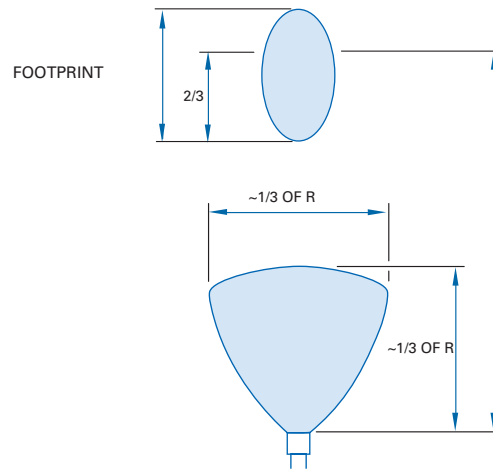


FJM-150 Monitor - Range of Jet

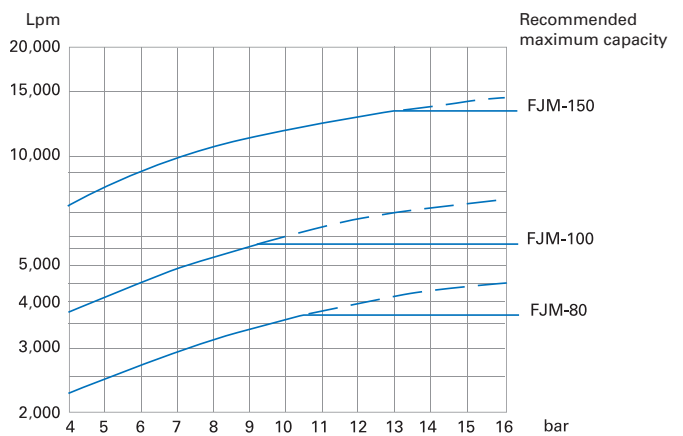


FJM Monitors -

Average Fog Pattern in Still Air



FJM Monitors - Capacity Ranges



Performance Data

FJM - WTO Standard	80	100	150
Water capacity	Maximum 3,700 Lpm Minimum 500 Lpm	Maximum 6,000 Lpm Minimum 1,000 Lpm	Maximum 11,700 Lpm Minimum 3,000 Lpm
Design pressure	4 bar to 16 bar ATEX operation: 4 bar to 11 bar Optimum: 10 bar to 12 bar	4 bar to 16 bar ATEX operation: 4 bar to 11 bar Optimum: 10 bar to 12 bar	4 bar to 16 bar ATEX operation: 4 bar to 11 bar Optimum: 10 bar to 12 bar
Rotation - oscillation	30°, 50°, 70°, and 100°	30°, 50°, 70°, and 100°	30°, 50°, 70°, and 100°
Rotation - manual	360°	360°	360°
Elevation - manual	-60° / +90°	-60° / +90°	-60° / +90°
Weight	25 kg	32 kg	67 kg
Connection: water	80 DIN PN 16 or 3 in. ANSI 150 lb	100 DIN PN 16 or 4 in. ANSI 150 lb	150 DIN PN 16 or 6 in. ANSI 150 lb
Material: body	Stainless steel	Stainless steel	Stainless steel
Material: flange	Galvanised steel	Galvanised steel	Galvanised steel
Material: nozzle	Bronze	Bronze	Bronze

Note: Reaction force (N) = 0.233 x Q (Lpm) x √p (bar).

Ordering Information

When ordering, specify the following information:

Part No.	Description
161508716	FJM-80 WTO DIN
161508819	FJM-80 DIN ANSI
161508737	FJM-80 S WTO DIN, excluding suction hose
161508840	FJM-80 S WTO ANSI, excluding suction hose
161008618	FJM-80 suction hose 1 1/4 in. 3 m
161510811	FJM-100 WTO DIN/ANSI
161510761	FJM-100 S WTO DIN/ANSI, excluding suction hose
161010606	FJM-100 suction hose 2 in. 3 m
161515719	FJM-150 WTO DIN/ANSI/JIS
161015608	FJM-150 suction hose 2 in. 3 m

SKUM, and the product names listed in this material are marks and/or registered marks. Unauthorised use is strictly prohibited.

ATEX and IECEx Marking



II 2 G **Ex h IIC T5 Gb**
II 2 D **Ex h IIIC T100°C**